

apollo

APOLLO HANDHELD UNIT

Operator Manual

Model HH-2000



TABLE OF CONTENTS

Apollo Handheld Unit

FDA DECLARATION	3	APOLLO PRODUCT WARRANTY	12
APOLLO PACKAGE CONTENTS	4	WARRANTY REGISTRATION	12
STANDARD SYSTEM	4	APOLLO SAFETY WARNINGS AND NOTES	15
STANDARD ACCESSORIES	4	TECHNICAL PARAMETERS	16
INTRODUCTION	5	HANDHELD SPECIFICATIONS AND LASER WARNING LABELS	16
THE APOLLO HANDHELD LASER	5	APOLLO LASER PROBE SPECIFICATIONS	17
FAST, EFFECTIVE TREATMENT	5	LASER SAFETY GOGGLE SPECIFICATIONS	18
OUTWARD APPEARANCE	6	GLOSSARY OF TECHNICAL TERMS	19
FRONT AND BACK PANEL	6	CONTRAINDICATIONS	20
APOLLO QUICK-START GUIDE	7	DIRECT IRRADIATION OF THE EYES	20
ASSEMBLY	7	PREGNANCY	20
SWITCHING ON	8	CARCINOMA	20
STARTING TREATMENT	9	THYROID	20
TOUCH DETECTOR	9	INFECTIONS	20
CHANGING "BEEP" FUNCTION	9	IMMUNE SUPPRESSANT DRUGS	19
ADVANCED OPERATION	10	PHOTOSENSITIVITY REACTIONS	20
DIAGNOSTICS	10	REACTIONS TO TREATMENT	20
CALIBRATION OF THE OPTICAL POWER METER	10	PINS, METAL PLATES, PLASTICS AND PACEMAKERS ARE NOT CONTRAINDICATED	20
MAINTANANCE & SERVICING	11	TATTOOS, PIGMENTED TISSUES, AND SENSITIVE REGIONS	20
USE AND STORAGE	11	OPTICAL HAZARD	20
CLEANING	11	SAFETY APPROVALS AND RECOGNITION	21
TRANSPORT	11	SERVICE	22

FDA DECLARATION

Pivotal Health Solutions, Inc. confirms that the APOLLO Handheld unit as specified in this operating manual meets and fully complies with the following Federal guidelines:

21 CFR 1002.10
21 CFR 1040.10
21 CFR 1040.11

Furthermore, the APOLLO unit does not cause radio interference with other equipment and complies with Federal guidelines on Radio Interference as defined in IEC60601-1-2:2001.

The APOLLO Laser unit, as detailed in this operating manual, has been cleared for medical use by the FDA as "Infrared Heating Devices."



Curtis Turchin, MA, DC
Managing Member
Pivotal Health Solutions, Inc.
January 2014

Indications of use:

The Apollo IR Heat Lamp System is intended to emit energy in the infrared spectrum to provide topical heating for the purpose of elevating tissue temperature for the temporary relief of minor muscle and joint pain and stiffness, minor arthritis pain, or muscle spasm, the temporary increase in local blood circulation and/ or promoting relaxation of muscle.

APOLLO PACKAGE CONTENTS

APOLLO HandHeld Unit

Standard System

APOLLO HandHeld Laser

Standard Accessories:

Holster

Stand

Carrying Case

Battery Pack

Battery Charger

AC Power Adapter

2 pair Safety Goggles

Light and Laser Therapy:

Clinical Procedures or Veterinary Laser Therapy



The APOLLO HandHeld Portable Laser:

Apollo, the Greek God of Sun and Healing, brought warmth and life to Earth. Now the Apollo Engineering Team has harnessed these powerful forces to create state of the art laser therapy devices at a popular price. The system is FDA cleared as an "Infrared Heating Device". The Apollo HandHeld unit is a redesigned and enhanced version of the original APOLLO Portable and Desktop units, with advanced programmable features. One of these features is an LCD display with a built in Touch Detector that includes an automatic safety shut off sensor to turn off the unit when it is not in contact with the skin.

Fast, Effective Treatment.

With the APOLLO HandHeld you can experience the future of laser therapy today. Only Apollo brings you power and performance with the ultimate in light weight and portability.

OUTWARD APPEARANCE

APOLLO HandHeld Unit


The APOLLO HandHeld Laser

The LCD display and all control buttons are located on the TOP panel.
The Laser emitters are located on the BOTTOM panel.

The Product/Manufacturer ID label and Certification label are located on the BOTTOM panel.

Warning labels are located on the TOP panel.

Laser aperture and lens are on the BOTTOM panel.





**READ THE OPERATING MANUAL
BEFORE USING THE APOLLO LASER**

**CLASS 3B LASERS MAY CAUSE DAMAGE IF THE BEAM ENTERS THE EYE DIRECTLY. PROTECTIVE
EYEWEAR IS REQUIRED WHEN DIRECT BEAM VIEWING OF CLASS 3B LASERS MAY OCCUR.**

ASSEMBLY:

Carefully unpack the APOLLO HandHeld laser and place on a sturdy and level surface. Place in a cool, dry environment out of direct sunlight. Do not place APOLLO in proximity of devices that emit strong electric, magnetic or electro-magnetic fields (motors, transformers, X- rays, etc.). The electromagnetic interference from such devices could cause damage to the APOLLO Laser Unit.

Carefully connect the AC adapter to the Apollo HandHeld Unit cord. If using the battery pack, insert the handheld plug into the jack of the battery pack to provide portable power.

The charging unit is design to fully charged the battery within 12 hours. To charge the battery plug the battery charger plug into the jack of the battery pack.

SWITCHING ON

Press the #4 POWER ON button.

The LED screen will illuminate and the LCD display will ask you to enter the password.

Enter the default password by Pressing buttons 1, 2, 3, and 4. The Display will then say STANDBY and then READY. Your laser is now ready to start a treatment by pressing the #1 START button.

NOTE: If you enter the wrong password, the unit will prompt you again by displaying WRONG CODE. It will then prompt you to enter the correct password.

CHANGING TREATMENT TIME:

You will see that the unit has been set for a 2 minute treatment time. You can change this and set it for any time between 5 seconds and 2 minutes.

Push the #3 TIME button to set any other default treatment time. This will initially show STANDBY. Then keep pushing the #3 TIME button, as you scroll through treatment time choices, until you set it to your preferred treatment time. Note that most clinicians prefer 1-2 minute treatment times.

There will be a 3 second delay after setting the new time parameters and then the laser will be ready to use. To start a treatment, press the #1 START button.

USING THE TOUCH DETECTOR:

The TOUCH DETECTOR is a safety feature that turns the unit off if it is not in contact with the skin to reduce stray laser radiation. Once the laser is turned on, you have 2 seconds to get the lens in contact with the skin before it will turn off.

If you need to turn it on and then move it to a body part, position the laser as close to the area as possible before pushing the START button.

If you want to treat an area on your own body, you can hold the lens against your hand while moving the laser closer to your body part. Once you push #1 START button, you will have 2 seconds to contact the skin with the glass lens, before it will shut off.

STARTING TREATMENT

STARTING TREATMENT:

Place the patient on a treatment table, chair or stool in a stable position. They can be sitting, prone, supine or side-lying. Eye protection must be worn by patient and clinician at all times during treatment.

Hold the laser in one hand with your thumb on one side and fingers on the other side. Always be sure to have the rounded glass lens of the probe head flat against the area of the patient to be treated. The glass lens should be in direct contact with the patient's skin.

NOTE: If the lens is not in contact with the patient, the Apollo's Touch Detector will turn the unit off.

Place the laser gently but firmly against the patient's skin. Press the #1 START button.

During emission the LCD display will count down and a beep will be heard every 10 seconds. **NOTE:** this can be changed, see CHANGING BEEP FUNCTION

When the treatment time counter reaches zero, the laser will automatically switch off and the timer will reset to its default time.

TOUCH DETECTOR:

Another safety feature of the Apollo HandHeld is the TOUCH DETECTOR. If the unit is left on and not used, it will automatically shut off after 10 minutes.

CHANGING "BEEP" FUNCTION:

Most clinicians like the timer BEEP to occur every 10 seconds. It is possible to change this.

With the laser output off, press the #2 MENU button. The LCD screen will ask if you want to POWER OFF. If you press the #2 button again, it will display different time options for you to choose from.

Press the #3 TIME button to choose a different beep frequency or to turn off the beep sound.

Then, press the #2 MENU button to return to the main menu and the main treatment screen.

DIAGNOSTICS:

This section is for qualified service technicians only.

Engineers and technicians can enter technical aspects of the software by pressing 5512 on power up to enter the engineering menu.

This allows calibration of the built in power meter. To calibrate the built in power meter proceed as follows:

Switch on the output and project the beam into free space, the reading should be 2.00W.

CAUTION: the Touch Detector is disabled in the engineering menu, so take appropriate precautions and wear the appropriate laser safety goggles.

Switch the output off, if it requires calibration enter the menu:

Press F1 3 times

Press F2

Press F1 or F2 as required to increase or decrease the power reading.

Press "5" to exit.

Then press F1 as required to exit the menu to the treatment screen.

CALIBRATION OF THE OPTICAL POWER METER :

Calibration of the built in optical power meter is by adjustment of VR1 mounted on the PCB. This should only be attempted by qualified engineers with a suitable optical power meter that is calibrated to national standards.

MAINTANANCE & SERVICING

APOLLO HandHeld Unit

USE AND STORAGE: It is recommended that you use and/or store your APOLLO in a dry, dust free environment. This device should never be placed in water. DO NOT use the APOLLO if there is any damage visible, especially to the power adapter.

CLEANING: Surfaces of the APOLLO should be cleaned using a cloth moistened with water or a diluted detergent. Never use abrasive cleaners, or chemicals that contain ammonia, acetone, benzene or thinners. When cleaning do not allow water or liquid to enter the device. Clean patient contact surfaces before and after each patient treatment to ensure proper hygiene. An appropriate disinfectant should be used to prevent cross infection.

Acceptable cleaning solutions include: Alcohol, hydrogen peroxide, chlorine bleach (3% concentration), or chlorine mixed one part bleach to 10 parts water. Wipe surface thoroughly using a moistened swab. Do not submerge.

The probe should not be used in contact with the patient where contamination from bodily fluids or pathogens is likely (such as open wounds). Alternatively treat though a disposable protective barrier, such as Smith & Nephew OpSite Transparent Dressing. This is an adhesive disposable sterilized film which can be applied to the handheld before treatment and then removed and disposed of afterwards

It is recommended that you have the APOLLO serviced, calibrated and tested for electrical safety by Apollo or an APOLLO authorized Service Center every 12 months.

TRANSPORT: To avoid damage, transport APOLLO only in its original packaging. Remove the power adapter before packing. Avoid rough handling.



Pivotal Health Solutions

724 Oakwood Road

PO Box 1060

Watertown, SD 57201

www.pivotalhealthsolutions.com

Phone: 800-743-7738 or 605-753-0110

Fax: 605-882-8398

Outside the USA: 011 605-753-0110

APOLLO PRODUCT WARRANTY

APOLLO HandHeld Unit

A. Limited Warranty: Pivotal Health Solutions, Inc. hereby warrants that this Product shall be free from material defects in materials and workmanship for a maximum period of 1 year from the date of purchase subject to the following condition:

B. Limitation of Remedies: PIVOTAL HEALTH SOLUTIONS, INC. and Customer acknowledge and agree that the Customer's sole remedy under this Limited Warranty shall be, at the sole option of PIVOTAL HEALTH SOLUTIONS, INC., the repair or replacement of the Products or any components thereof which are determined by PIVOTAL HEALTH SOLUTIONS, INC. to be materially defective in material or workmanship or, at the sole option of PIVOTAL HEALTH SOLUTIONS, INC., the refund of the purchase price of the Products in question. PIVOTAL HEALTH SOLUTIONS, INC. shall not be liable for injury to property other than the Products themselves.

C. Disclaimers from Warranty: THIS LIMITED WARRANTY IS GIVEN IN LIEU OF ALL OTHER WARRANTIES, WHETHER EXPRESS OR IMPLIED. THERE ARE NO WARRANTIES THAT EXTEND BEYOND THIS LIMITED WARRANTY.

D. Products Covered by This Warranty: This Limited Warranty shall extend to the Products and components thereof manufactured, supplied or repaired by PIVOTAL HEALTH SOLUTIONS, INC..

E. Automatic Termination of Warranty Obligations: Any obligation of PIVOTAL HEALTH SOLUTIONS, INC. under this Limited Warranty shall automatically and immediately terminate, without notice from or any further action by PIVOTAL HEALTH SOLUTIONS, INC. and PIVOTAL HEALTH SOLUTIONS, INC. shall have no responsibility for damages of any kind as a result of the occurrence of any of the following:

- i. accident, misuse, abuse or negligent use of the Products or any component thereof;
 - ii. any repair or alteration of the Products or any component thereof made outside Pivotal Health Solutions, Inc.'s facility, except by an employee of PIVOTAL HEALTH SOLUTIONS, INC. authorized to do so;
 - iii. improper installation or operation (including both mechanical and electrical) of the Products or any component thereof, which includes operation of the Product not in accordance with the Product's operating manual;
- failure to provide normal maintenance for the Products or any component thereof in accordance with the Product Operating Manual.
 - Alteration or obliteration of any identifying marks.
- F. Limitation on Damages (Consequential Damages Excluded):** PIVOTAL HEALTH SOLUTIONS, INC. shall not be responsible for, nor does this Limited Warranty extend to, any consequential or incidental damages or expenses of any kind including, without limitation, injury to persons or property, loss of use of the Products, lost goodwill, lost resale profits, work stoppage, impairment of other goods, breach of contract, negligence or such other actions as may be

deemed or alleged to be the cause of a loss or damage to the Customer or any other persons.

G. No Other Warranties, Statements are Opinions: This Limited Warranty is in lieu of all other express or implied warranties of PIVOTAL HEALTH SOLUTIONS, INC. and PIVOTAL HEALTH SOLUTIONS, INC. does not assume, nor does it authorize any person to assume on its behalf, any other obligation or liability, either verbally or in writing. PIVOTAL HEALTH SOLUTIONS, INC. and Customer agree that any statements and representations made by PIVOTAL HEALTH SOLUTIONS, INC. outside of this Limited Warranty are only PIVOTAL HEALTH SOLUTIONS, INC.'s opinion, and are not warranted to be accurate. PIVOTAL HEALTH SOLUTIONS, INC. and Customer further agree that if any statement by PIVOTAL HEALTH SOLUTIONS, INC. in this Limited Warranty or in any agreement or correspondence, whether oral or written, between PIVOTAL HEALTH SOLUTIONS, INC. and Customer is construed as an affirmation or promise, it shall nevertheless not constitute a warranty that the Products or any component thereof will conform to such affirmation or promise.

H. Enforcement of Limited Warranty: The Customer will immediately notify PIVOTAL HEALTH SOLUTIONS, INC. in writing of any Product or component thereof to be repaired or replaced pursuant to Paragraph A hereof. Customer's written notice shall specify the Product or component thereof as well as list the facts or reasons supporting or underlying Customer's claim for relief under this Limited Warranty. Allegedly defective Products or components thereof shall be returned to PIVOTAL HEALTH SOLUTIONS, INC.'s facility at the sole cost of Customer. In the event that PIVOTAL HEALTH SOLUTIONS, INC. elects to repair or replace the allegedly defective Product or component thereof, PIVOTAL HEALTH SOLUTIONS, INC. shall ship, at PIVOTAL HEALTH SOLUTIONS, INC.'s expense, said replacement or repaired Product or component to Customer via the lowest priced transportation available to PIVOTAL HEALTH SOLUTIONS, INC.; provided, however, that PIVOTAL HEALTH SOLUTIONS, INC. shall be obligated to ship and pay for deliveries only to the address from which the Product was shipped to PIVOTAL HEALTH SOLUTIONS, INC..

I. Strict Construction Rule Waived: The Customer hereby waives the benefit of any rule that disclaimers of warranty shall be construed against PIVOTAL HEALTH SOLUTIONS, INC. and agrees that the disclaimers in this Limited Warranty and in the Agreement shall be construed liberally in favor of PIVOTAL HEALTH SOLUTIONS, INC..

J. Other Rights: This Limited Warranty gives the Customer specific legal rights, and the Customer may also have other rights which may vary from state/province to state/province.

APOLLO SAFETY WARNINGS AND NOTES

Do not connect non-APOLLO laser accessories:

Use of non-APOLLO accessories is potentially dangerous and will void this product's warranty.

Remote Interlock: There is a remote interlock connector available as an attachment to a safety circuit. If the safety circuit is installed and the interlock circuit is broken (e.g. open treatment room door), the APOLLO will not operate.

Use of Safety Accessories: The APOLLO is a Class 3B Laser Product. Appropriate eyewear is supplied with the APOLLO device, and additional eyewear is also available from your APOLLO dealer and should be worn at all times when using the device.

Safety Warnings:

- Before turning on the APOLLO, read the manual carefully and observe all operation instructions.
- This equipment is to be used only under the prescription and supervision of a licensed practitioner. Use only the AC power adapter provided with your APOLLO. Replacement power adapters should only be obtained from Apollo Physical Therapy Products or an authorized APOLLO dealer or service center.
- APOLLO should be used in a proper work environment. It should not be used in an environment where there is danger of explosion and/or water damage.
- During use, storage and transport of APOLLO, no toxic radiation is emitted.
- During use, place the APOLLO unit on a solid, horizontal surface.
- Do not place APOLLO in proximity of devices that emit strong electric, magnetic, or electro-magnetic fields (motors, transformers, x-rays, etc.) which can cause interference.
- Do not place APOLLO in direct sunlight.
- Do not use the APOLLO if mechanical or water damage is noticed.

- The user is responsible for the use of materials and accessories that are not supplied by Apollo Physical Therapy Products. This includes cleaning and disinfecting liquids.
- It is advisable to thoroughly check the APOLLO once a month for loose cables, damaged diodes and damaged display functions.
- Do not irradiate sensitive areas such as eyes, thyroid gland and other endocrine glands. Do not use over cancer or pre-cancerous tumors, with immune-suppressant drugs or if the patient is pregnant.
- The laser should not be used in contact with the patient where contamination from bodily fluids or pathogens is likely (such as open wounds). See Maintenance Section for cleaning instructions.
- During therapy it is necessary for the patient and the practitioner to use appropriate safety eyewear.
- Do not use the APOLLO in areas that contain flammable gases and/or explosive compounds.
- Display appropriate warning signs outside the immediate laser workplace.
- Do not disconnect the probe or turn the APOLLO off while irradiating. Do not attach non-APOLLO AC adapters, batteries or charging units.
- **Handle laser with care! Do not open the APOLLO control unit case or disassemble any part of the system.**
- The user is responsible for compliance with State and/or Federal laws that apply to the ownership or use of the APOLLO device.
- **APOLLO emits a class 3B laser beam. During therapy with the APOLLO, you must follow all instructions written in this operating manual. The manufacturer will not accept responsibility for damage due to improper use of the instrument.**
- **Not intended for use in an oxygen rich environment.**

TECHNICAL PARAMETERS

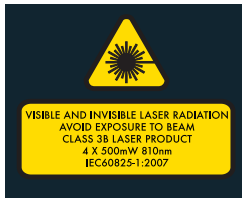
APOLLO HandHeld Unit

The Control Unit is powered by the external 12 volt power adapter or battery pack.

The APOLLO features a programmable treatment timer, and incorporates a number of safety features as required for a Class 3B Laser devices, including an optical contact meter that shuts off the unit when not in contact with the skin, watchdog circuitry, standby/ready emission delay and emission warning indicator.

HandHeld Specifications and Laser warning labels:

OPTICAL HAZARD: Laser operators and patient should be aware of the potential hazards of Lasers, such as optical injury caused by unintended irradiation of the eye. Hazard reduction, such as the provision of appropriate safety eyewear, removal or covering of reflective surfaces in the treatment area, and adequate signage and removal of the key when not in use is the responsibility of the Laser user.



ENVIRONMENTAL: This unit should be operated in temperatures between 0°C and 40°C max humidity 90%. This unit should be transported in / stored in temperatures between 20°C to 50°C max humidity 90%.

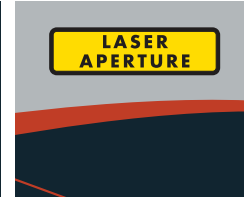
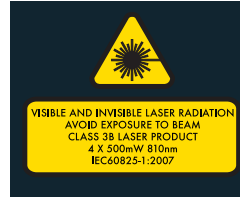
Emission Timer:	5sec, 10sec, 15sec, 20sec, 30sec, 45sec, 1min, 1min 15sec, 1min 30sec, 1min 45sec, 2min.
Timer Accuracy:	Better than ± 1 second
Standby/Ready Delay:	4 seconds
Display:	32 digit backlit LCD
Power Meter:	Back monitor photodiode
Calibration Accuracy:	Better than $\pm 15\%$.
Laser Class :	Class 3B Laser Product
Weight:	3.5lb
Dimensions:	9.5L x 11W x 3.5H Inches
Max Operating Altitude:	2000 M

APOLLO LASER PROBE SPECIFICATIONS

APOLLO HandHeld Unit

2,000MW HANDHELD LASER SPECIFICATIONS AND WARNING LABELS:

Applicator Type:	2000-S
Emitter Type:	GaAlAs Semiconductor Laser
Emitter Wavelength:	810nm
No. of Emitters:	4
Beam Divergence:	9° x 38°
Total Power Output:	2000mW
Aperture:	9.5mm
Polarization:	Linear
Laser Classification:	Class 3B
Spot Size:	3.5 x 12mm, 0.69Cm ²
1/e ² Power Density (Irradiance):	0.833W/Cm ² (8333Wm ⁻²)
Treatment Time for 4 J/Cm ² :	4.8 seconds
Total Energy delivery per minute:	120 Joules, 50 J/Cm ²
NOHD:	60Cm
Safety goggle requirement:	OD4 minimum @ 810nm



APOLLO LASER SAFETY GOGGLE

APOLLO Desktop Laser Control Unit

Laser Safety Goggle Specifications:

EN207 Classification	Continuous D 785-830 L4 Pulsed I 785-830 L5 Pulsed I 800-820 L6
CEI 825 Classification	785-830 OD5+
ANSI Classification	785-830 OD5+

NOTE: use of laser safety goggles, other than those supplied or meeting the above specification, could result in hazardous eye exposure.



GLOSSARY OF TECHNICAL TERMS

- 1/e² spot size**The size of the spot that contains 1/e² of the source power. This is approximately 86.5%.
- Beam divergence**The angle that the emitted Laser or LED beam deviates from a perfect right angle to the source. Normally shown in degrees in the x and y plane but can also be shown in radians. (360 deg = 3.14() radians)
- Coherent**A monochromatic source that has all emitted wavelengths of light in phase to each other.
- Irradiance**The ratio of power to area. Also known as power density.
- Joule**The product of power and time. 1 Joule = 1 Watt for 1 second.
- LASER**An acronym for Light Amplification by Stimulated Emission of Radiation.
- Monochromatic**Substantially the same wavelength i.e. a narrow spectral width.
- MPE**Maximum Permissible Exposure, as defined in EN60825. There is an MPE for the eye and for the skin. Only the MPE for the eye is considered a safety issue in Laser therapy, as the MPE for skin is often exceeded during a typical treatment.
- NOHD**Nominal ocular hazard distance. The distance at which the Laser output is safe to view without safety spectacles i.e. below the MPE.
- OD**Optical Density. The resistance of an optical filter to pass light. An OD of 1 would reduce power by a factor 10. An OD of 2 would reduce power by a factor of 100.
- Polarization**Linear polarization occurs when all wavelengths of light emitted from a source are emitted at the same angle to each other. Generally, when no filtering is employed, Laser sources are polarized and LED sources are not (or randomly polarized).
- Power**The intensity of the source, normally measured in Watts.
- Power density**The ratio of power to area. The correct term is Irradiance.
- Spot size**The size of the spot of light from a Laser or LED source, normally measured at the point of normal treatment.
- Spectral width**The variation in wavelength of a source, normally measured at 50% intensity.
- Watt**The unit of power. 1 Watt = 1 Ampere x 1 Volt
- Wavelength**The physical length of one cycle of an electromagnetic wave. For light at near infra red wavelengths this is normally measured in nm (nanometers, meters x 10⁻⁹)

CONTRAINDICATIONS

DIRECT IRRADIATION OF THE EYES: Class 3b and 4 Lasers are potentially harmful to the eyes. Laser safety goggles must be worn by both patient and practitioner.

PREGNANCY: Although there are no studies showing any dangerous side effects, we advise avoiding the use of laser during pregnancy for obvious liability reasons.

CARCINOMA: Do not use the Laser over any known primary or secondary tumor.

THYROID: Laser should not be used directly over the thyroid gland.

INFECTIONS: The laser is not intended to treat viral or bacterial infections. The probe should not be used in contact with the patient where contamination from bodily fluids or pathogens is likely (such as open wounds). Alternatively treat though a disposable protective barrier, such as Smith & Nephew OpSite Transparent Dressing. This is an adhesive disposable sterilized film which can be applied to probes before treatment and then removed and disposed of afterwards.

IMMUNE SUPPRESSANT DRUGS: Although there are no studies showing any dangerous side effects, we advise avoiding the use of laser since laser can stimulate the immune system.

PHOTOSENSITIVITY REACTIONS: Some patients may be taking drugs or natural remedies known to cause photosensitivity reactions. It is unlikely that a combination of Laser and drug will trigger a response; however we suggest that "at risk" patients or patients with a history of such reactions be "patch tested" for the minimum recommended treatment time.

REACTIONS TO TREATMENT: Patients may report a number of sensations, such as localized feelings of warmth, tingling, or an increase or decrease in symptoms, within the 24-hour period immediately following Laser treatment. Other sensations that may be experienced in response to Laser therapy are nausea or dizziness. In patients with persisting or severe treatment reactions, Laser treatment should be discontinued.

TOPICAL LOTIONS: Lip balms and creams can contain chemicals that attract light and can cause smoking or burns. Always clean the skin thoroughly before laser treatment.

TATTOOS, PIGMENTED TISSUES, AND SENSITIVE REGIONS:

Dark pigments, such as tattoos, marker-pen inks, melanin, and other natural or man-made pigments, may absorb light. Be very careful when treating over a dark tattoo as the patient can feel a sensation of heat. Sensitive areas with dense hair follicle distribution, such as the hairline, upper neck, top lip, and so on, may also cause discomfort or a sensation of heat, especially with individuals who have darker-colored hair.


SERVICE

TECHNICAL SPECIFICATIONS:



Recycle and dispose of device properly in accordance with local, state and federal laws. Over the years, tons of electronics equipment with hazardous materials have been thrown away with standard garbage. Over time, these materials leech out of the electronic causing damage to the environment. It is important to try and properly dispose of retired devices in order to prevent damage to our environment.



	HH-2000
Rated Voltage	24VDC
Current	2A
Output	2000mW
Duty Cycle	Continuous
Electrical Classification	Class II
Electrical Type	 Type BF
Equipment is not suitable for use in the presence of flammable mixtures.	

Warning: No modification of this equipment is allowed.



© All rights reserved. No part of this manual may be reproduced, saved in a research center or transferred by any means including electronic, mechanical, photographic or other records without previous approval from Pivotal Health Solutions, Inc. (APOLLO).

APOLLO operates a policy of continuous development. Therefore, it reserves the right to make changes and improvements to the Product described in this manual without prior notice.

The contents of this document are provided "as is". Except as required by applicable law, no warranties of any kind, either expressed or implied, are made in relation to the accuracy, reliability or contents of this document. APOLLO reserves the right to revise this document or withdraw it at any time without prior notice.

Neither APOLLO, its officers, employees or agents, nor the author of this manual, hold that the application of Laser Therapy will achieve any or all of the benefits referred to or implied in this text or in any other materials prepared by APOLLO. There may be other dangers or consequences associated with the use of Laser Therapy which are not referred to in this text.

While APOLLO has taken all possible care in the design and manufacture of this device, no responsibility can be taken by APOLLO for the way in which it is used. The purchaser operates the APOLLO Laser Device at their own risk.

APOLLO will not accept any liability for any injury or damages resulting directly or indirectly from the use of the APOLLO device, any associated equipment or the information contained in this manual or any other materials or advice provided by APOLLO to the purchaser or any officer, employee, or agent of the purchaser.



724 Oakwood Road
P.O. Box 1060
Watertown, SD 57201 USA
Telephone: 800-743-7738
Outside USA: +1-605-753-0110
Fax: 605-882-8398

www.PivotalHealthSolutions.com

rev A 3-14



Emergo Europe
Molenstraat 15 | 2513 BH The Hague
The Netherlands

Tel: (31) (0) 70 345-8570 Fax: (31) (0) 70 346-7299



0473